








## Apparatus castors, electricity conductive








### Wheels

**40 - 50 kg**

Order No.	 mm	 mm	 mm	 mm	 kg
AKO/050/K	50	18	6	22	40
AKO/075/K	75	23	6	27	50








### Swivel castors

**40 - 50 kg**

Order No.	 mm	 mm	 mm	 mm	 mm	 mm	Bolt hole Ø mm	 kg
1340/050-3-AKO	50	22	71	21	60 x 60	46 x 46	-	40
1340/075-3-AKO	75	27	101	25	60 x 60	bis	-	50
1340/050-1-AKO	50	22	71	21	-	-	10.2	40
1340/075-1-AKO	75	27	101	25	-	-	10.2	50








### Swivel castors with double brake

**40 - 50 kg**

Order No.	 mm	 mm	 mm	 mm	 mm	 mm	Bolt hole Ø mm	 kg
1340F/050-3-AKO	50	22	71	21	60 x 60	46 x 46	-	40
1340F/075-3-AKO	75	27	101	25	60 x 60	bis	-	50
1340F/050-1-AKO	50	22	71	21	-	-	10.2	40
1340F/075-1-AKO	75	27	101	25	-	-	10.2	50

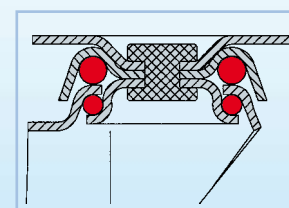
### Fixed castors

**40 - 50 kg**

Order No.	 mm	 mm	 mm	 mm	 mm	 mm	Bolt hole Ø mm	 kg
1345/050-3-AKO	50	22	71	-	55 x 55	46 x 46	-	40
1345/075-3-AKO	75	27	101	-	60 x 67	bis	-	50

### Wheel series AKO:

- ▶ Polypropylene wheel centre with bearing
- ▶ Rubber running surface, black, electricity conductive
- ▶ The level of shunt resistance is  $< 10^4$  (10,000) ohms



### Housing:

- ▶ Light pressed steel plate housing, zinc plated
- ▶ Fork head with **double ball bearing**