









Heat resistant castors

Wheels

150 – 300 kg










					
Order No.	mm	mm	mm	mm	kg
HI/080/33/1G	80	33	12	40	150
HI/100/34/1G	100	34	12	40	160
HI/125/38/2G	125	38	15	44	180
HI/150/52/4G	150	50	20	58	250
HI/200/52/4G	200	52	20	58	300

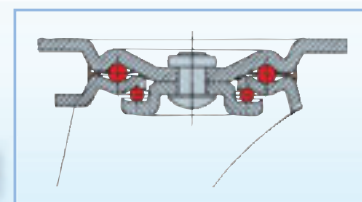
Wheels series HI:

- ▶ Plastic wheel centre (black) with plain bearing or heat resistant bearing
- ▶ Extremely temperature resistant: -40°C to + 250°C, asbestos free
- ▶ Resistant to water, alkaline solutions, acids and grease

Swivel castors










90 – 300 kg

								
Order No.	mm	mm	mm	mm	mm	mm	mm	kg
LO/HI/080/G	80	33	104	36	100 x 80	80 x 60	9	90
LO/HI/100/G	100	34	123	36	100 x 80	80 x 60	9	110
LO/HI/125/G	125	38	153	41	115 x 85	80 x 60	9	150
LO/HI/150/G	150	50	179	46	115 x 85	80 x 60	9	200
LO/HI/200/G	200	52	230	54	135 x 110	105 x 80	11	300



Swivel castors with double brake

90 – 300 kg










								
Order No.	mm	mm	mm	mm	mm	mm	mm	kg
LO/HI/080/GDS-N	80	33	104	36	100 x 80	80 x 60	9	90
LO/HI/100/GDS-N	100	34	123	36	100 x 80	80 x 60	9	110
LO/HI/125/GDS-N	125	38	153	41	115 x 85	80 x 60	9	150
LO/HI/150/GDS-N	150	50	179	46	115 x 85	80 x 60	9	200
LO/HI/200/GDS-N	200	52	230	54	135 x 110	105 x 80	11	300

Housing series LO:

- ▶ Steel plate housing, bright zinc plated
- ▶ Fork head with double ball bearing
- ▶ Bolted axle
- ▶ With temperature resistant grease

Fixed castors

90 – 300 kg

								
Order No.	mm	mm	mm	mm	mm	mm	mm	kg
BO/HI/080/G	80	33	104	–	100 x 85	80 x 60	9	90
BO/HI/100/G	100	34	123	–	100 x 85	80 x 60	9	110
BO/HI/125/G	125	38	153	–	110 x 95	80 x 60	9	150
BO/HI/150/G	150	50	179	–	110 x 95	80 x 60	9	200
BO/HI/200/G	200	52	230	–	145 x 110	105 x 80	11	300