









## Polyamide castors

### Wheels

120 - 700 kg

Order No.	 mm	 mm	 mm	 mm	 mm	 kg
TOR/065/30/1R	65	30	12	25	40	120
TOR/080/35/1R	80	35	12	30	40	150
TOR/100/38/1R	100	38	12	32	40	200
TOR/125/38/2R	125	38	15	38	50	300
TOR/150/43/4R	150	43	20	62	58	450
TOR/175/45/4R	175	45	20	52	60	500
TOR/200/50/4R	200	50	20	62	58	550
TOR/250/58/5R	250	58	25	56	75	700

### Wheel series TR:









- ▶ Polyamide 6 wheel centre **with roller bearing**
- ▶ Resistant to fracturing even with heavy loads, low rolling resistance
- ▶ Temperature resistance: - 40°C to + 90°C, high chemical resistance

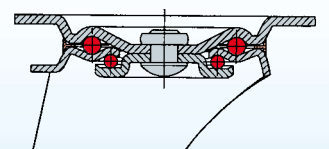
Polyamide 6 can absorb and release moisture



### Swivel castors









75 - 450 kg

Order No.	 mm	 mm	 mm	 mm	 mm	 mm	 mm	 kg
LI/TR/058/R	58	25	76	21	80 x 60	60 x 40	7	75
LI/TR/065/R	65	30	84	19	94 x 70	76 x 45	8	100
LI/TR/080/R	80	35	100	36	105 x 80	80 x 60	9	150
LI/TR/100/R	100	38	125	36	105 x 80	80 x 60	9	180
LI/TR/125/R	125	38	155	36	105 x 80	80 x 60	9	200
LI/TR/150/R	150	43	185	52	135 x 110	105 x 80	11	300
LI/TR/175/R	175	45	208	52	135 x 110	105 x 80	11	350
LI/TR/200/R	200	50	235	54	135 x 110	105 x 80	11	350
LI/TR/250L/R	250	58	290	66	135 x 110	105 x 80	11	400
LI/TR/250/R	250	58	290	70	175 x 175	140 x 140	14	450



### Swivel castors with double brake

150 - 450 kg









Order No.	 mm	 mm	 mm	 mm	 mm	 mm	 mm	 kg
LI/TR/080/RDS-N	80	35	100	36	105 x 80	80 x 60	9	150
LI/TR/100/RDS-N	100	38	125	36	105 x 80	80 x 60	9	180
LI/TR/125/RDS-N	125	38	155	36	105 x 80	80 x 60	9	200
LI/TR/150/RDS-N	150	43	185	52	135 x 110	105 x 80	11	300
LI/TR/175/RDS-N	175	45	208	52	135 x 110	105 x 80	11	350
LI/TR/200/RDS-N	200	50	235	54	135 x 110	105 x 80	11	350
LI/TR/250L/RDS-V	250	58	290	66	135 x 110	105 x 80	11	400
LI/TR/250/RDS-V	250	58	290	70	175 x 175	140 x 140	14	450

### Housing:

- ▶ Standard steel plate housing, galvanised
- ▶ Fork head with double ball bearing

### Fixed castors

75 - 450 kg

Order No.	 mm	 mm	 mm	 mm	 mm	 mm	 mm	 kg
BI/TR/058/R	58	25	76	-	93 x 50	71 x 24	7	75
BI/TR/065/R	65	30	84	-	114 x 57	89 x 27	8	100
BI/TR/080/R	80	35	100	-	102 x 87	80 x 60	9	150
BI/TR/100/R	100	38	125	-	102 x 87	80 x 60	9	180
BI/TR/125/R	125	38	155	-	102 x 87	80 x 60	9	200
BI/TR/150/R	150	43	185	-	135 x 114	105 x 80	11	300
BI/TR/175/R	175	45	208	-	135 x 114	105 x 80	11	350
BI/TR/200/R	200	50	235	-	135 x 114	105 x 80	11	350
BI/TR/250L/R	250	58	290	-	135 x 114	105 x 80	11	400
BI/TR/250/R	250	58	290	-	230 x 125	190 x 75	14	450



**All swivel castors and swivel castors with double brake up to 200 mm ø can also be supplied with 12 mm bolt hole attachment for the same price!**