









Solid rubber wheels

50 - 475 kg

Black wheels with steel plate rim

 Order No.	 mm	 mm	 mm	 mm	 kg
522/080	80	25	12	40	50
522/100	100	30	12	40	70
522/125	125	38	15	50	100
522/125-44	125	38	15	44	100
522/140	140	37	20	49	120
522/160	160	40	20	60	135
522/180	180	50	20	60	170
522/200	200	50	20	60	205
522/200R25	200	50	25	58	205
522/225	225	55	20	58	250
522/225R25	225	55	25	58	250
522/250	250	60	25	75	295
522/280	280	70	25	75	385
522/400	400	75	25	75	475

Wheel series

522:

- ▶ Steel plate wheel centre with roller bearing

Series 522/KU:

- ▶ Plastic wheel centres with roller bearing
- ▶ Running surface manufactured from odourless, standard solid rubber, black, approx. 80° - 85° Shore hardness A
- ▶ Floor contact staining can occur with these tyres

Wheel series

522/BG:







- ▶ Steel plate wheel centre with roller bearing

Wheel series 522/BG/KU:

- ▶ Plastic wheel centre with roller bearing
- ▶ Running surface manufactured from odourless, standard solid rubber, blue-grey, non-marking approx. 80° - 85° Shore hardness A







50 - 205 kg

Räder schwarz mit Kunststoffelge

 Order No.	 mm	 mm	 mm	 mm	 kg
522/080/KU	80	25	12	40	50
522/100/KU	100	30	12	40	70
522/125/KU	125	38	15	50	100
522/160/KU	160	40	20	60	135
522/200/KU	200	50	20	60	205







50 - 295 kg

Blue-grey wheels with steel plate rim

 Order No.	 mm	 mm	 mm	 mm	 kg
522/080/BG	80	25	12	40	50
522/100/BG	100	30	12	40	70
522/125/BG	125	38	15	50	100
522/160/BG	160	40	20	60	135
522/200/BG	200	50	20	60	205
522/250/BG	250	60	25	75	295

50 - 205 kg

Blue-grey wheels with plastic rim

 Order No.	 mm	 mm	 mm	 mm	 kg
522/080/KU/BG	80	25	12	40	50
522/100/KU/BG	100	30	12	40	70
522/125/KU/BG	125	38	15	50	100
522/160/KU/BG	160	40	20	60	135
522/200/KU/BG	200	50	20	60	205